


FRUITY FINDS

Find the fruit that looks like this.



BEACH BUDDIES

Guide the starfish to the ocean.
Use the key to guide you.








KEY:






Use colour to finish the scene.



Find six things that begin with S.








RAINBOW ROWS



Use colour to finish the patterns.



MAGICAL MANE


Doodle swirls and patterns on the unicorn's mane.



CUTE CUPCAKES





Who has the most cupcakes? Count the cupcakes in each column, and then write the totals in the circles.



.....



.....



.....

Create your perfect cupcake! Put a tick next to your favourite toppings in the list. Then, draw them on the cupcake to finish.

TOPPINGS:

☐

strawberry

☐

sprinkles

☐

marshmallows

☐

wafer

☐

chocolate chunks

☐

cherry




IN THE JUNGLE

Search the jungle for the animals below.



How many of each animal can you see?
Write the answers in the circles.

2



giraffes




lions




meerkats



parrots



monkeys



butterflies




tigers



ants

BUSY BEE

Guide the bee through the maze to the beehive.



SQUIRRELLED AWAY

How many acorns can you find hiding in the squirrel's tree? Write the answer.

.....

Answer: 8

WONDERFUL WEATHER

Finish the activities for each weather.

STORM

How many lightning bolts can you count? Write the answer.

.....

Trace the ice lolly.
Then, colour it in.

SUNSHINE

Colour the umbrella.

RAIN



Join the dots to finish the snowflake.
Then, colour the penguin.




UNDER THE SEA

Each animal has an identical twin.
Find the twin and then colour it to match.



G




E




A

V





P



O


Search the picture for all the letters found in the word **OCEAN**.




U




C



M



N



Find eight pink starfish.

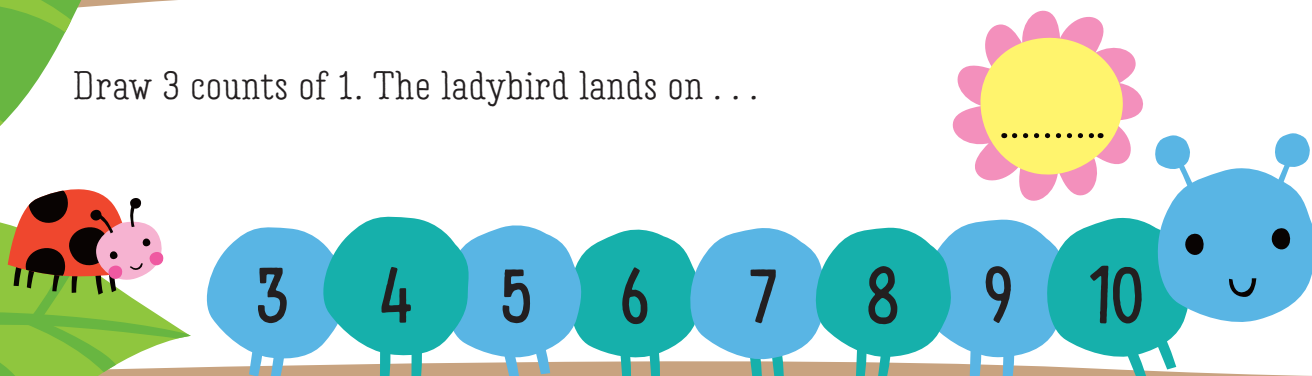
CATERPILLAR COUNT

Draw the counts, and then write the number that the ladybird lands on.

Draw 2 counts of 1. The ladybird lands on ...



Draw 3 counts of 1. The ladybird lands on ...



Draw 5 counts of 1. The ladybird lands on ...




Draw 7 counts of 1. The ladybird lands on ...



FLUTTER FRIENDS

Colour the butterfly. Use the dots to guide you.




Trace the bumblebee trails.


MOUNTAIN ADVENTURE

Search the mountains for the things below.



Tick the boxes when you find them.





POLAR PALS

Solve the riddle, and then circle where you think the penguin chick is hiding.














RIDDLE



























Even though I'm made of snow,
I can keep you warm, you know!








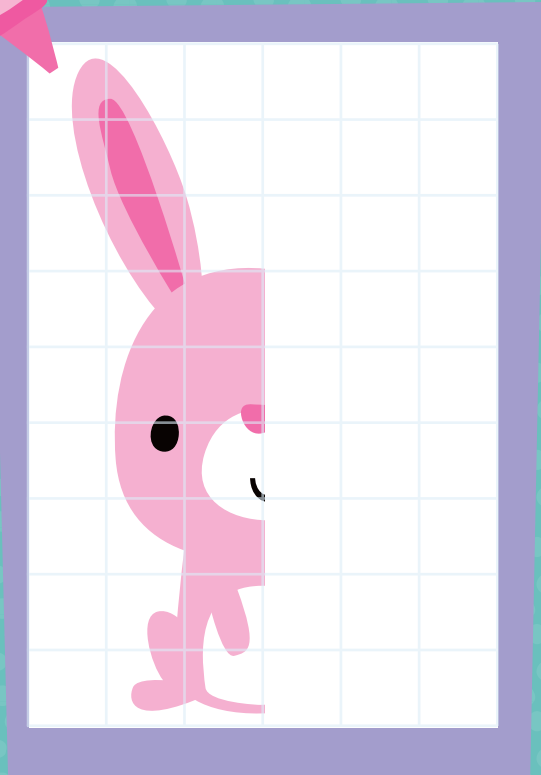
Now, use the symbol chart to crack the code and find the answer.

						
.....						
						
.....						
.....						

A	=	
B	=	
C	=	
D	=	
E	=	
F	=	
G	=	
H	=	
I	=	
J	=	
K	=	
L	=	
M	=	
N	=	
O	=	
P	=	
Q	=	
R	=	
S	=	
T	=	
U	=	
V	=	
W	=	
X	=	
Y	=	
Z	=	

PET PORTRAITS

Finish the pet portraits.
Use the grids to guide you.



WHERE IS BEAR?

Look at the clues, and then search the page for the missing bear.

The bear has these things:



honey pot



+ bumblebee



+ pink flower



FANTASTIC FOOD

Find all the food words in the grid.
Words can go across or down.



banana



cookie



cupcake



lemon



lime



orange



pear




pineapple

a	n	c	c	o	o	k	i	e	r	l
c	l	p	d	r	d	i	g	e	b	i
r	b	d	l	e	m	o	n	e	r	m
e	a	i	j	x	t	n	w	k	u	e
h	n	s	q	o	h	f	s	s	k	j
l	a	n	o	r	a	n	g	e	g	o
p	n	e	s	n	r	r	v	e	z	e
e	a	d	o	p	k	s	r	e	b	b
a	y	p	i	n	e	a	p	p	l	e
r	c	u	p	c	a	k	e	o	w	o
a	o	d	t	f	m	s	y	d	j	d

Can you find eight pieces of watermelon?

Read the recipe for one ice-cream.
How many ice-creams can you make out
of the pieces below? Write the answer.



RECIPE

You will need:

1 cone




1 wafer



3 scoops of
ice-cream



1 cherry



Answer: 6 ice-creams

DINO DOODLES



Trace the lines to finish the dinosaur.
Then, colour it in.



Find the one that
matches this silhouette.




A stylized illustration of a yellow snake with a long, curved head and a black eye. It has a small pink egg with a jagged top edge. The background is light blue with faint, darker blue oval shapes.




ICE-CREAM VAN



Guide the ice-cream van through town. You must pass the customers in the order shown below.




Start →





ELEPHANT-TASTIC!

Fill the page with hearts.
Then, colour them to finish!

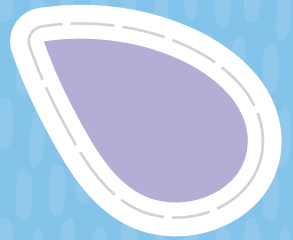



RAINBOW GARLAND

The next two pages contain everything you need to make a rainbow garland!

INSTRUCTIONS:

1. Cut out the cloud shape. Tape three strings of ribbon, evenly spaced, to the back of the cloud.
2. Now cut out the remaining shapes. Tape them to the three strings of ribbon.
3. Hang it wherever you want!



RAINBOW GARLAND



PRETTY PUZZLE

Cut out the pretty puzzle pieces. Then put them back together to make this picture. →





FOOD FINDS



How to play:

1. Cut out the cards and arrange them picture-side down.
2. Take turns turning over two cards. If the cards match, put them aside. If they do not match, return them picture-side down.
3. Keep going until you have found all the pairs. The winner is the player with the most pairs at the end.

This is a
game for 2 to
4 players.

