

OWLTIASTIC ART

Trace the dots to complete the picture, then colour it in.



NIGHT OWLS

Can you find six owls
hiding in the scene?

Draw more stars
in the sky.

Colour the owls
and flowers.




FOREST FUN

Oliver

Help Oliver the owl through the maze to find his friend, Oscar.


Colour the owl friends.



Start



Finish



DOODLE OWL


Doodle details to
create your own owl.



Use lots of
bright colours.

FIND THE ONE

Find and circle the owl that looks exactly like this one!



FAVOURITE FEAST

Follow each line to match the
owls to their favourite food.




Rosie



Violet



















Dennis






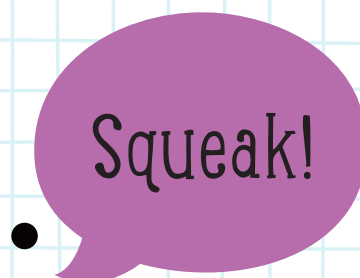

PERFECT PATTERNS

Colour the owls to
complete the patterns.



WHAT WAS THAT?

Draw lines to connect each creature to the noise it makes.



DOT BY DOT





Colour the picture using the
coloured dots as a guide.



WHO LIVES HERE?

Colour the owl friends.

Trace the trails to find out which owl lives in the barn.



TWIT-TWOO TRACE

Trace the letters to help
the owls spell out the words.

flight

night



wing

wise

NAME GAME

Draw a line to connect
the owls to their names.


Colour the
owl friends.



Noisy Nina



Beautiful Bonnie



Worried Wendy



Sleepy Simon

SUPER SNACKS

Use the pictures as clues to find the words in the wordsearch.
Words can go down or across.



q	m	m	y	r	a	u	h	z	n
j	f	v	b	a	n	a	n	a	j
c	h	o	c	o	l	a	t	e	c
r	o	h	d	e	c	m	u	x	j
s	t	r	a	w	b	e	r	r	y
c	i	c	e	c	r	e	a	m	l
a	f	w	r	p	w	e	p	e	q
k	g	d	s	y	a	s	p	l	g
e	v	p	h	k	l	y	l	b	d
u	o	w	r	v	n	l	e	h	y



INTO THE WOOD

This owl is lost! Help her find a way through the wood to her nest.
Make sure to avoid the obstacles.



Start →



Finish →



CONNECT THE DOTS

Connect the dots to reveal
the picture, then colour it in.

Start at
number one.





DEER TROUBLE

Help the owls answer questions about the deer.





Who has three spots?
Write the number.

Who has a pink nose?
Write the number.

Who has no antlers?
Write the number.

BIRDY BOOKMARKS

Cut out and decorate the
owltastic bookmarks.



KNOCK, KNOCK! WHO'S THERE?

Cut out the door hanger,
then write your name on it.




CUT-OUT PAL

Cut out the owl and the stand, then fold the owl's wings. Next, slot the stand into the owl's feet. Now you have your own owl-tastic friend!



FLYING FRIENDS



Cut out the owls and fold their wings.

Ask an adult to help you tie a ribbon through each hole, then hang them wherever you want!



PRETTY POSTCARDS

Cut out and complete the postcards,
then post them to your friends.




BE-HOOT-IFUL BUNTING

Cut out each flag and ask an adult to help you fold the tops over some ribbon. Tape them down at the back, then hang them wherever you want!



CUTE OWL MASK

Cut out the mask, then ask an adult to help you thread a ribbon through the small holes and tape down the ends.



Use scissors to carefully cut out the stickers.

