


Big digger

Join the dots to finish the digger. Then, count to five!



Sticker a yellow hard hat to finish the pattern.









High in the sky

Search the skies for the things below.




1 helicopter 2 aeroplanes 3 hot-air balloons



Machine maths

Count the vehicles to finish the sums.




1

+





1

=




1

+



2

=



1

+



3

=







Train track

Use a pencil to trace the path to the train station.

Start here!





How many birds
can you count?
Write the answer.






Fire engine fun

Colour the fire engine. Use the coloured dots as a guide.



Perfect pairs

Draw lines to match the drivers to their vehicles.










Trophy tangle

Follow the lines to see who won the race!



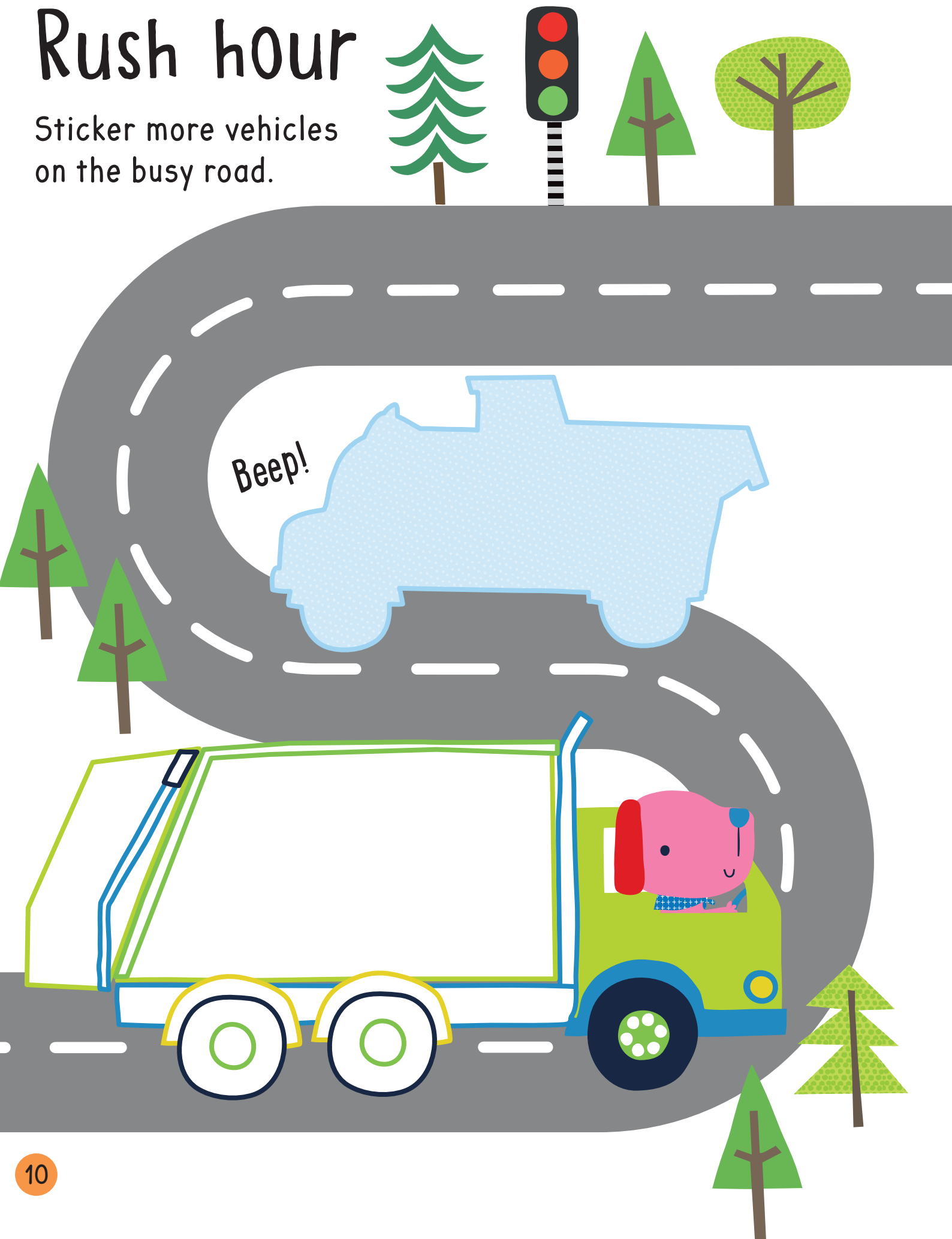
Odd one out

Circle the one that doesn't belong in each row.




Rush hour

Sticker more vehicles
on the busy road.



What noises do
the vehicles make?

Vroom!







Nee-nah!





Bobbing boat

Use colour to finish the scene.




Spot the difference

Find three differences between the scenes.




Sticker the star when you have finished and say, "I did it!"

Colour and go!




Colour the helicopter green.



Sticker the orange hot-air balloon.




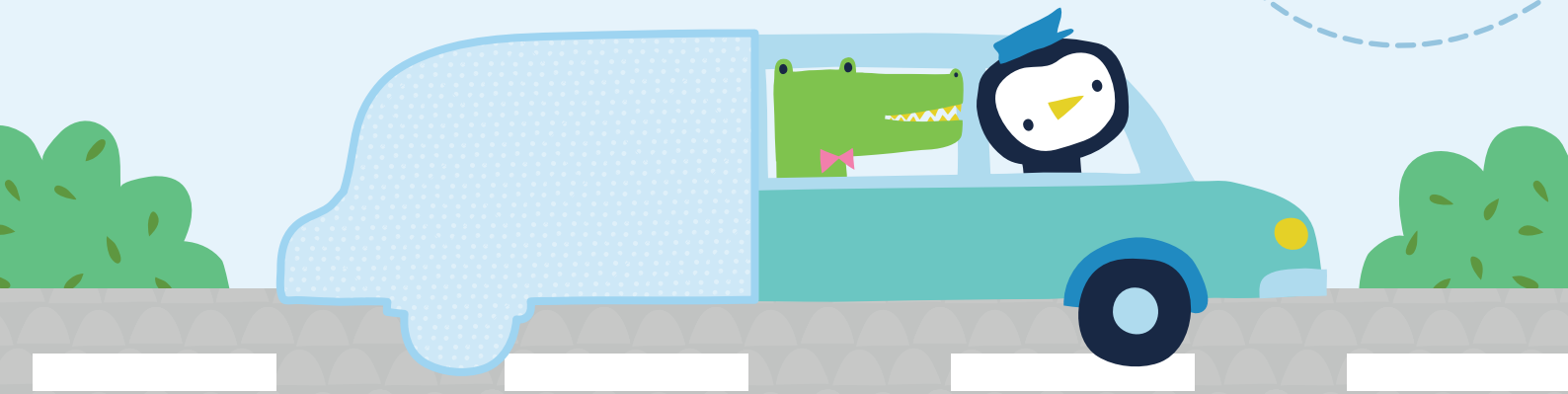

Colour the car blue.



Colour the school bus yellow.

Happy halves

Find the stickers to
finish the vehicles.





Rocket race

Trace the lines to finish the rocket.
Then, colour it in.


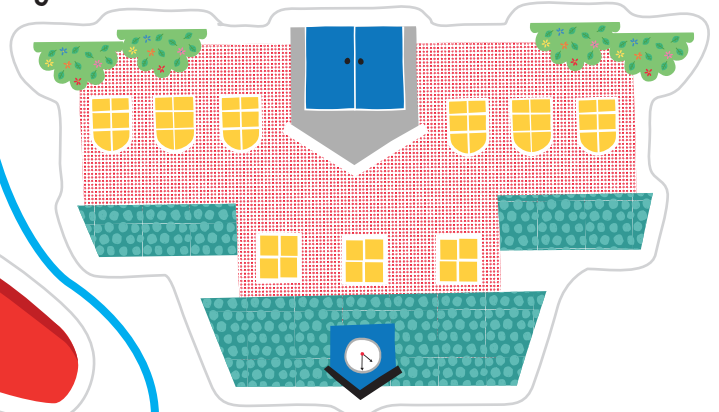


Use scissors to carefully cut out the stickers.


Stickers for pages 2-3



Pages 4-5





Pages 8-9



Pages 6-7

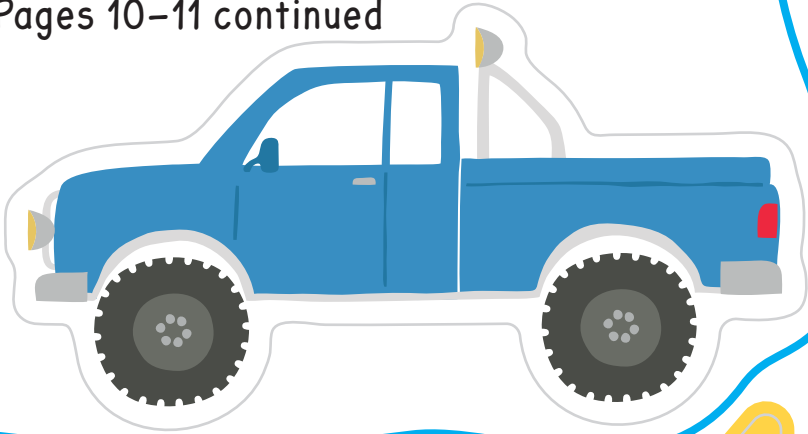


Pages 10-11




Use scissors to carefully cut out the stickers.




Pages 10–11 continued





Pages 12–13



Pages 14–15





Page 16



Whirring wheels

Cut out the stencils. Use them to draw your own vehicles in the book or wherever you like!



Up in the air

Cut out the puzzle pieces and mix them up. Now, put the pieces back together to make this picture.

