


Jolly giraffe

Colour the jolly giraffe.

Point to the parrot
flying in the sky.

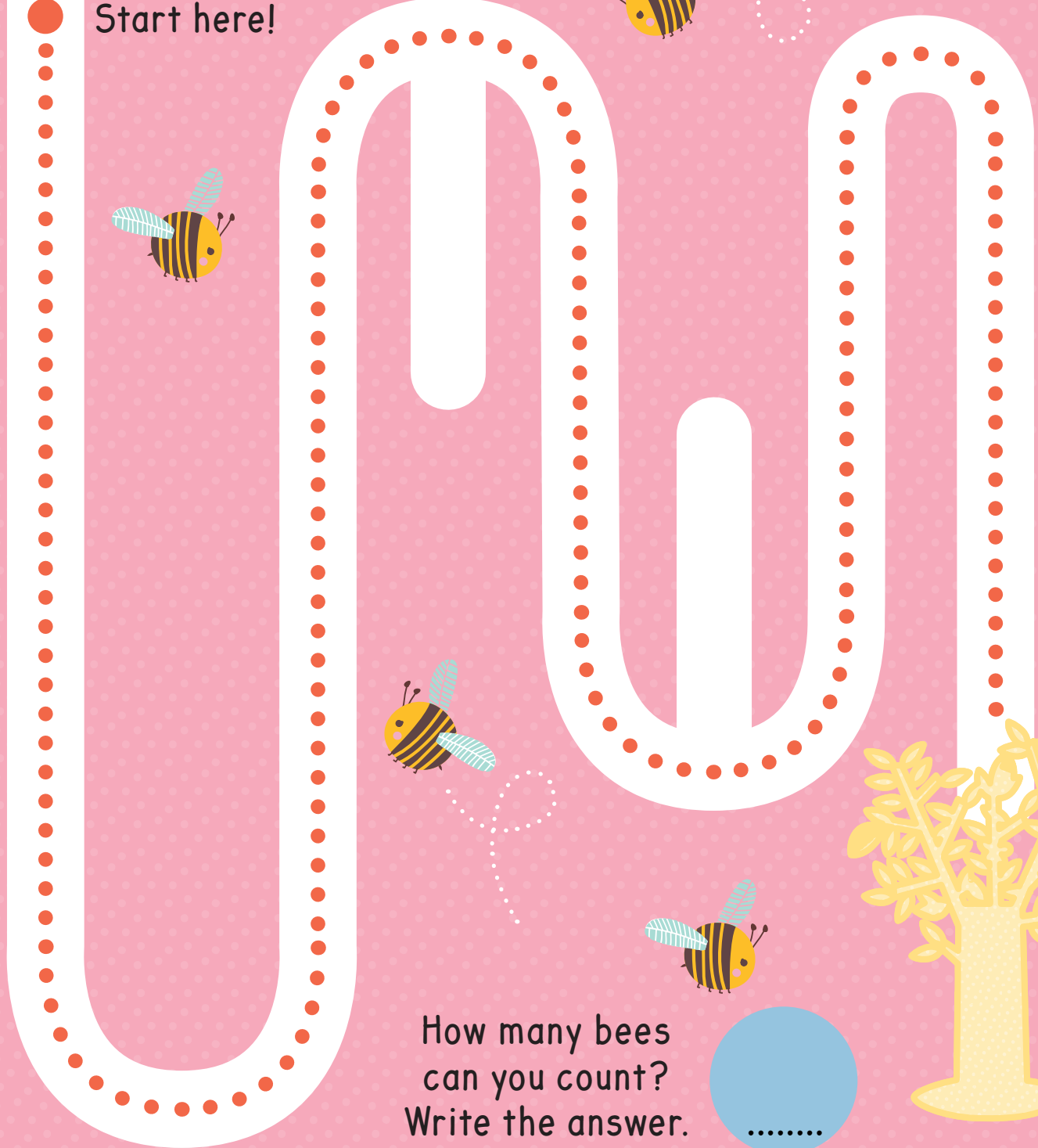


Silly snake

Use a pencil to trace the path to the tree.



Start here!



How many bees
can you count?
Write the answer.




Perfect pairs

Draw lines to match the animals.






Terrific tracks

Trace the animal tracks
with your finger.





Where is the carrot?
Trace the tick when
you've found it.



Where do I live?

Use colour and stickers to discover where the animals live!



In the sky



In the mountains



In the Arctic



By the river




Monkey mischief

Find three differences between the scenes.



Odd one out

Circle the one that doesn't belong in each row.



Tasty treats

Follow the lines to see which animal gets the juicy apple.



Playful penguin

Trace the penguin.
Then, colour him in.



Can you find the orange
fish? Trace the tick
when you've found it.



Sweet sums

Count the animals to finish the sums.




2

+



2

=




2

+




1

=




2

+



3

=




Fantastic fox

Join the dots to finish the tail.
Then, count to five.




Sticker a purple flower to finish the pattern.



Colouring fun

Colour the
bird purple.




Colour the
bear orange.



Sticker the
blue baby hippo.



Colour the
butterflies yellow.



In the sea

How many of each sea creature can you count?
Write the answers in the spaces below.









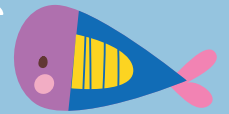
dolphin



fish



octopus



Sleepy snail


Colour the sleepy snail. Use the coloured dots as a guide.



Memory match

- 1 Cut out the cards and place them facedown on the table.
- 2 Turn over two cards at a time. If they match, put them to one side. If they don't, turn them over and try again.
- 3 Keep going until you've found all the pairs!





Use scissors to carefully cut out the stickers.

Stickers for pages 2-3



Pages 4-5



Pages 6-7



Pages 8-9



Pages 8–9 continued




Pages 10–11



Pages 12–13



Pages 14–15



Page 16

